



2020

TOP 100 FOOD BANKS

FOODBANKNEWS.ORG

**FOOD
BANK
NEWS**



Welcome to the

FOOD BANK NEWS

ranking of the TOP 100 FOOD BANKS

While there are many ways for a food bank to be “tops,” our ranking is by revenue. It’s our first stab at trying to make sense of the nationwide food-bank network, which has grown over 50 years from a single organization into a vast and critical part of the health and well-being of millions throughout the United States.

Food banks have never been more important to our country’s welfare than over the last seven months, as the economic distress caused by Covid has created a doubling, tripling and even quadrupling of demand at food banks and pantries. With federal benefits failing to meet the need, food banks have become a lifeline for millions.

With so much at stake, Food Bank News is compelled to better understand the organizations that make up the increasingly indispensable charitable food system. If the goal is to fight hunger, we want to know more about the army that’s waging the battle.

Revenue offers one avenue of understanding. Revenue has the benefit of being a standard measure reported annually to the government, creating a common baseline. Revenue is also an indication of the resources a food bank has on hand to support programs to solve hunger.

With resources comes influence. Food banks have already demonstrated their might in distributing massive amounts of food. When the

impact of Covid-19 settles into a new normal, food banks will continue to wield enormous power in their ability to help people via the programs they decide to fund and promote.


Ultimately, it’s the programs that Food Bank News is most interested in highlighting and celebrating. Once we know which food banks make up the Top 100 (or Top 10 or 50 or 20), we can more closely examine their programs to feature the ones proving most effective in fighting hunger.

We hope that our Top 100 list will be a starting point for driving greater information-sharing and collective action. Food banks can compare their programs and goals against other similarly-sized organizations, as well as across the broader industry, to benchmark the scope and progress of their activities.

With greater knowledge of industry-wide practices, food banks can also more easily collaborate with other organizations, exchange best practices and prioritize their own activities. As Food Bank News shares stories about winning food-bank programs, we hope to accelerate the sector’s overall response to ending hunger.

Food banks already do so much good in the world. Food Bank News is aiming to help them do even more.

Thank you for reading!
Chris Costanzo
Founder and Editor
Food Bank News





RANKING OF THE TOP 100 FOOD BANKS

Brought to you by



What would it mean for your organization if you could **automate intake and centralize client data?**

- More time to focus on your mission
- No more wasted time manually de-duplicating or entering records
- Uniform client data across your organization

We hear from our customers how much time they wasted de-duplicating client lists, manually inputting forms, and doing other tasks they know they can automate. Our dedicated team of solutions architects, developers, and user engagement specialists built Mobilize so you can help your clients better because we believe in your mission.

[LEARN MORE](#)

[CHAT WITH US](#)

MOBILIZE PROUDLY PARTNERS WITH



mobilizeyourtech.com | 866-498-1698



THE TOP 100 FOOD BANKS

By Revenue

Independent food banks are shown in pink.

Updated March 2021.

	Name	State	FY '19 Rev (\$m)
1	FEED THE CHILDREN	OK	\$288
2	MIDWEST FOOD BANK NFP	IL	\$278
3	HOUSTON FOOD BANK	TX	\$209
4	ST MARYS FOOD BANK ALLIANCE	AZ	\$172
5	FOOD BANK OF CENTRAL & EASTERN NORTH CAROLINA	NC	\$167
6	ATLANTA COMMUNITY FOOD BANK	GA	\$164
7	SECOND HARVEST HEARTLAND	MN	\$162
8	FARMSHARE INC	FL	\$146
9	NORTH TEXAS FOOD BANK	TX	\$145
10	CITY HARVEST	NY	\$142
11	SAN ANTONIO FOOD BANK	TX	\$139
12	GREATER CHICAGO FOOD DEPOSITORY	IL	\$136
13	SECOND HARVEST OF SILICON VALLEY	CA	\$136
14	LOS ANGELES REGIONAL FOOD BANK	CA	\$132
15	SECOND HARVEST FOOD BANK OF CENTRAL FLORIDA	FL	\$130
16	NORTHERN ILLINOIS FOOD BANK	IL	\$129
17	COMMUNITY FOOD BANK OF SOUTHERN ARIZONA	AZ	\$128
18	FEEDING AMERICA TAMPA BAY	FL	\$119
19	FOOD LIFELINE	WA	\$113
20	FOOD BANK OF THE ROCKIES	CO	\$109
21	THE GREATER BOSTON FOOD BANK	MA	\$107
22	COMMUNITY FOOD BANK OF NEW JERSEY	NJ	\$107
23	SAN FRANCISCO FOOD BANK	CA	\$106
24	HARVESTERS-THE COMMUNITY FOOD NETWORK	MO	\$103
25	THREE SQUARE FOOD BANK	NV	\$101
26	FEEDING SOUTH FLORIDA	FL	\$98

THE TOP 100 FOOD BANKS

By Revenue

27	SECOND HARVEST FOOD BANK OF METROLINA	NC	\$97
28	SECOND HARVEST INLAND NORTHWEST	WA	\$96
29	MID-OHIO FOODBANK	OH	\$96
30	FOOD BANK OF THE RIO GRANDE VALLEY	TX	\$95/FY 2018
31	REGIONAL FOOD BANK OF OKLAHOMA	OK	\$93
32	CENTRAL TEXAS FOOD BANK	TX	\$93
33	SECOND HARVEST FOOD BANK OF MIDDLE TENNESSEE	TN	\$93
34	CENTRAL PENNSYLVANIA FOOD BANK	PA	\$93
35	GREATER CLEVELAND FOOD BANK	OH	\$92
36	FOOD BANK CONTRA COSTA AND SOLANO	CA	\$90
37	FORGOTTEN HARVEST	MI	\$87
38	GLEANERS FOOD BANK OF INDIANA	IN	\$87
39	UTAH FOOD BANK	UT	\$86
40	NEW HAMPSHIRE FOOD BANK	NH	\$83
41	TARRANT AREA FOOD BANK	TX	\$82
42	COMMUNITY ACTION PARTNERSHIP OF KERN	CA	\$80
43	OREGON FOOD BANK	OR	\$77
44	GLEANERS COMMUNITY FOOD BANK	MI	\$76
45	MARYLAND FOOD BANK	MD	\$73
46	CAPITAL AREA FOOD BANK	DC	\$73
47	SECOND HARVEST FOOD BANK OF GREATER NEW ORLEANS AND ACADIANA	LA	\$71
48	ROADRUNNER FOOD BANK	NM	\$71
49	FREESTORE-FOODBANK	OH	\$68
50	THE ALAMEDA COUNTY COMMUNITY FOOD BANK	CA	\$67

THE TOP 100 FOOD BANKS

By Revenue

Independent food banks are shown in pink.

51	CENTRAL CALIFORNIA FOOD BANK	CA	\$67
52	ST LOUIS AREA FOOD BANK	MO	\$64
53	SECOND HARVEST FOOD BANK OF NORTHWEST NORTH CAROLINA	NC	\$64
54	SECOND HARVEST FOOD BANK OF ORANGE COUNTY	CA	\$62
55	FOODBANK OF SOUTHERN CALIFORNIA	CA	\$62
56	NORTHWEST HARVEST	WA	\$62
57	FEEDMORE	VA	\$61
58	LOWCOUNTRY FOOD BANK	SC	\$60
59	COMMUNITY FOOD BANK OF EASTERN OKLAHOMA	OK	\$59
60	GOOD SHEPHERD FOOD BANK OF MAINE	ME	\$58
61	PHILABUNDANCE	PA	\$58
62	GODS PANTRY FOOD BANK	KY	\$57
63	HARVEST HOPE FOOD BANK	SC	\$57
78	AKRON-CANTON REGIONAL FOODBANK	OH	\$55
64	SACRAMENTO FOOD BANK SERVICES	CA	\$54
65	GREATER PITTSBURGH COMMUNITY FOOD BANK	PA	\$54
66	FOOD BANK OF EASTERN MICHIGAN	MI	\$53
67	THE FOOD BANK FOR CENTRAL & NORTHEAST MISSOURI	MO	\$53/FY 2018
68	JACOBS & CUSHMAN SAN DIEGO FOOD BANK	CA	\$53
69	FEEDING AMERICA EASTERN WISCONSIN	WI	\$52
70	FEEDING SAN DIEGO	CA	\$51
71	BLUE RIDGE AREA FOOD BANK	VA	\$51
72	HARRY CHAPIN FOOD BANK OF SOUTHWEST FLORIDA	FL	\$50
73	FOOD BANK FOR NEW YORK CITY	NY	\$50
74	CONNECTICUT FOOD BANK	CT	\$50
75	CARE AND SHARE	CO	\$48

THE TOP 100 FOOD BANKS

By Revenue

Independent food banks are shown in pink.

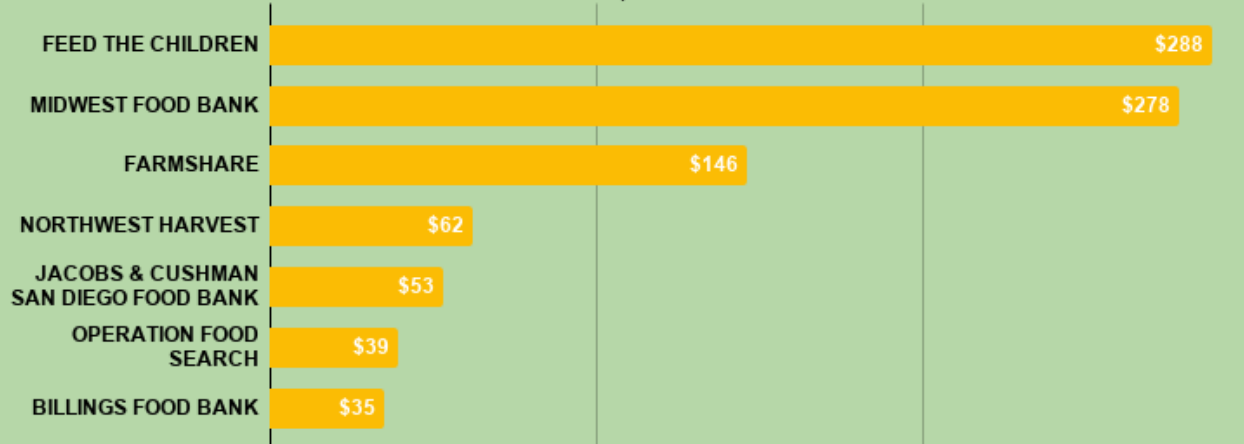
76	FEEDING AMERICA WEST MICHIGAN	MI	\$47
77	DARE TO CARE	KY	\$47
79	ARKANSAS FOODBANK	AR	\$45
80	FEEDING THE GULF COAST	AL	\$43
81	RIVER BEND FOOD RESERVOIR	IA	\$40
82	THE FOOD BANK OF NORTHERN NEVADA	NV	\$40
83	IDAHO FOODBANK WAREHOUSE	ID	\$40
84	OPERATION FOOD SEARCH	MO	\$39
85	FOODLINK	NY	\$39
86	FEEDING AMERICA RIVERSIDE AND SAN BERNARDINO COUNTIES	CA	\$38
87	REDWOOD EMPIRE FOOD BANK	CA	\$38
88	HACAP FOOD RESERVOIR	IA	\$37
89	MISSISSIPPI FOOD NETWORK	MS	\$36
90	MONTGOMERY AREA FOOD BANK	AL	\$36
91	MID-SOUTH FOOD BANK	TN	\$35
92	BILLINGS FOOD BANK	MT	\$35
93	SECOND HARVEST OF SOUTH GEORGIA	GA	\$34/FY 2018
94	GOLDEN HARVEST FOOD BANK	SC	\$34
95	REGIONAL FOOD BANK OF NORTHEAST FLORIDA	FL	\$33/FY 2018
96	UNITED FOOD BANK	AZ	\$33
97	SECOND HARVEST FOOD BANK OF SAN JOAQUIN & STANISLAUS COUNTY	CA	\$33
98	MANNA FOOD BANK	NC	\$33
99	REGIONAL EAST TEXAS FOOD BANK	TX	\$32
100	FOODBANK OF SOUTHEASTERN VIRGINIA	VA	\$32

TOP INDEPENDENT FOOD BANKS

By Revenue

Top Independent Food Banks, by Revenue

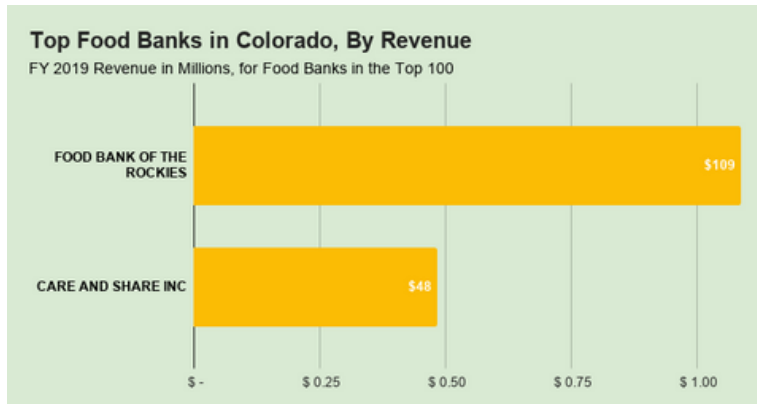
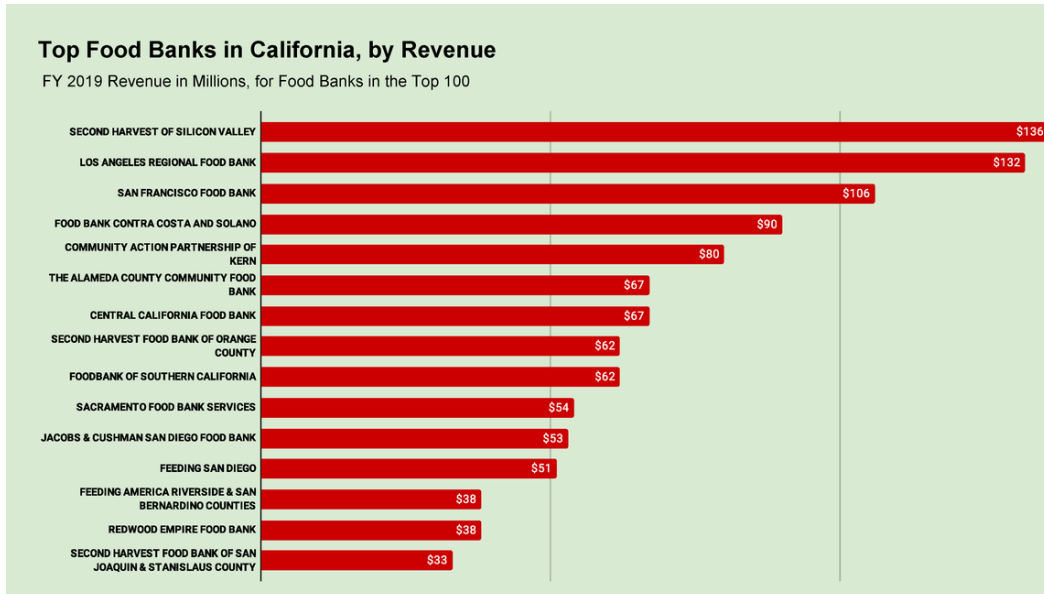
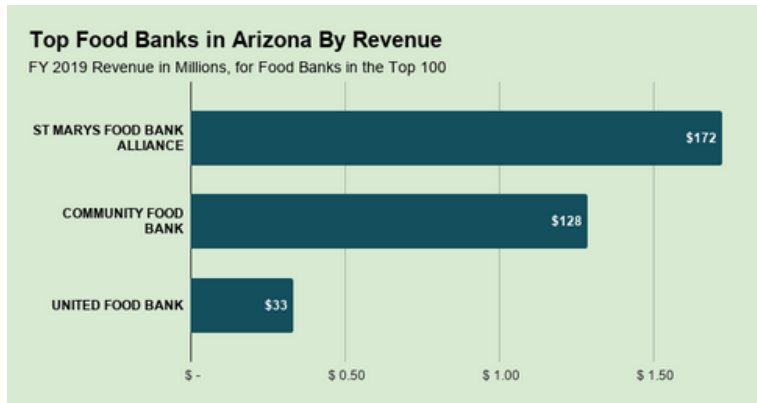
FY 2019 Revenue in Millions, for Food Banks in the Top 100





TOP FOOD BANKS BY STATE

Listed Alphabetically



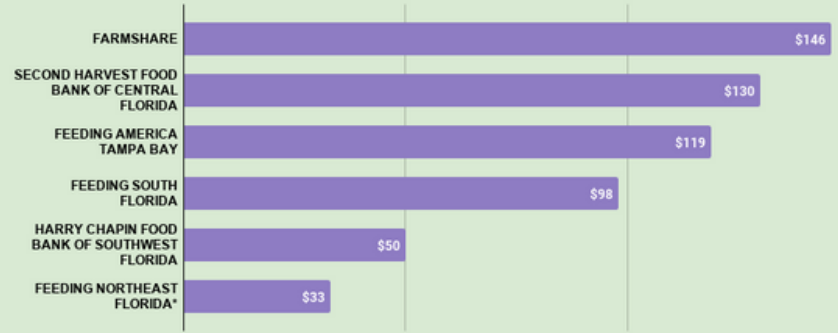


TOP FOOD BANKS BY STATE

Listed Alphabetically

Top Food Banks in Florida, by Revenue

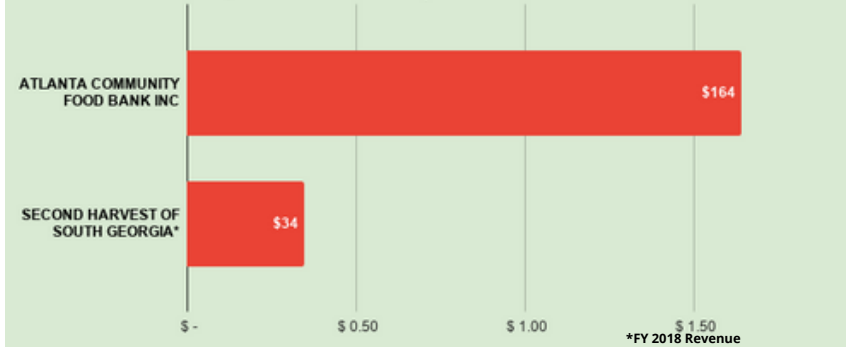
FY 2019 Revenue in Millions, for Food Banks in the Top 100



*FY 2018 Revenue

Top Food Banks in Georgia, By Revenue

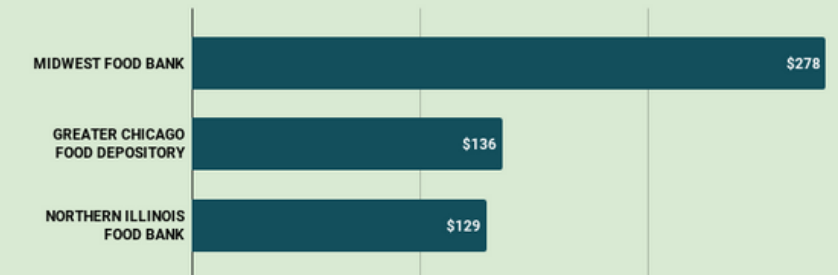
FY 2019 Revenue in Millions, for Food Banks in the Top 100



*FY 2018 Revenue

Top Food Banks in Illinois, by Revenue

FY 2019 Revenue in Millions, for Food Banks in the Top 100

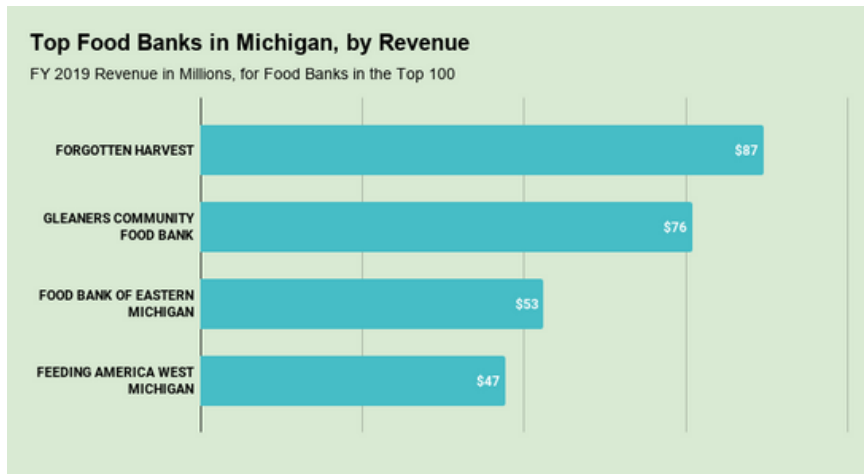
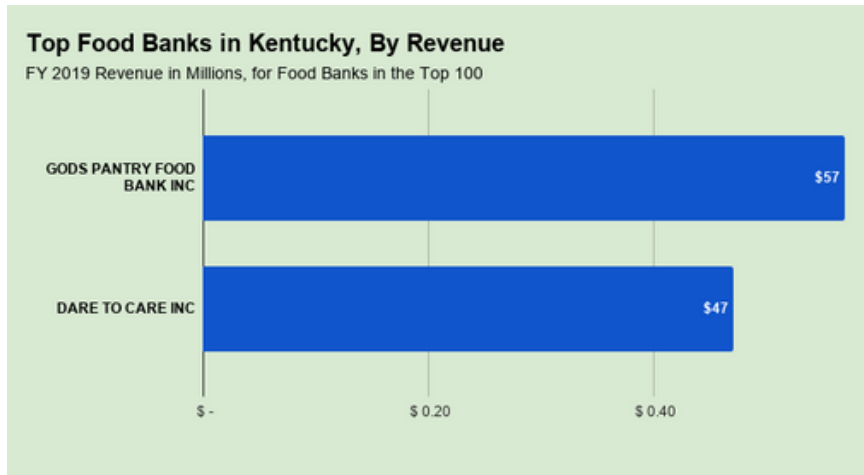
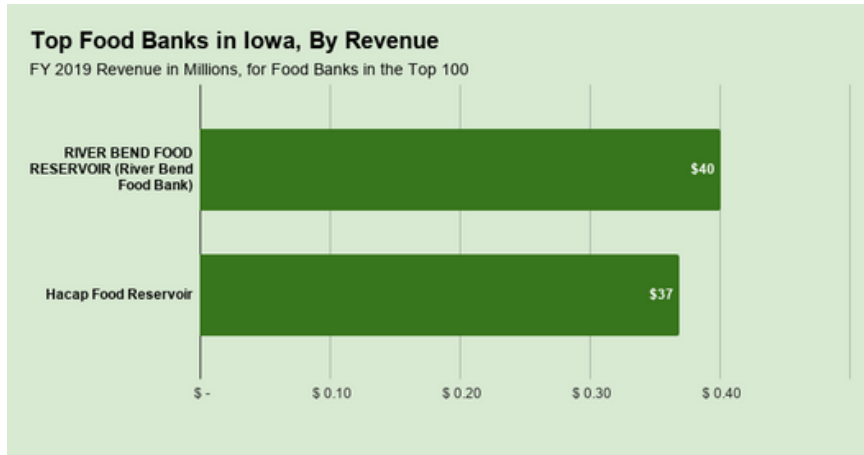


Source: ProPublica's Nonprofit Explorer



TOP FOOD BANKS BY STATE

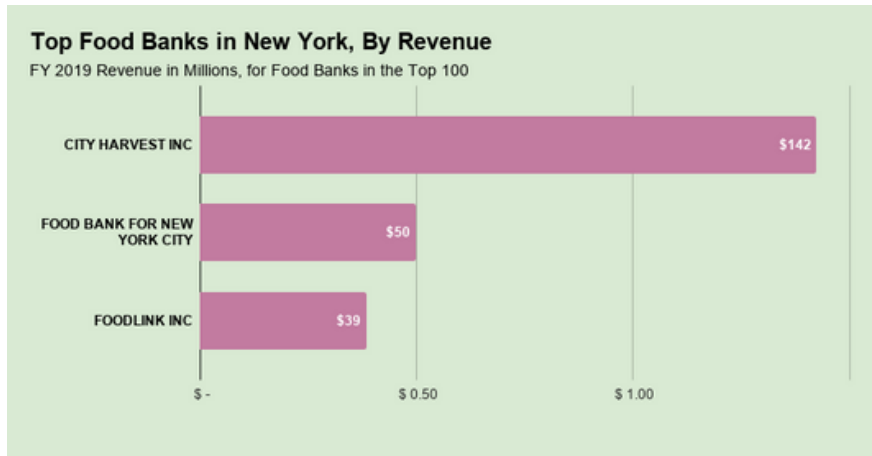
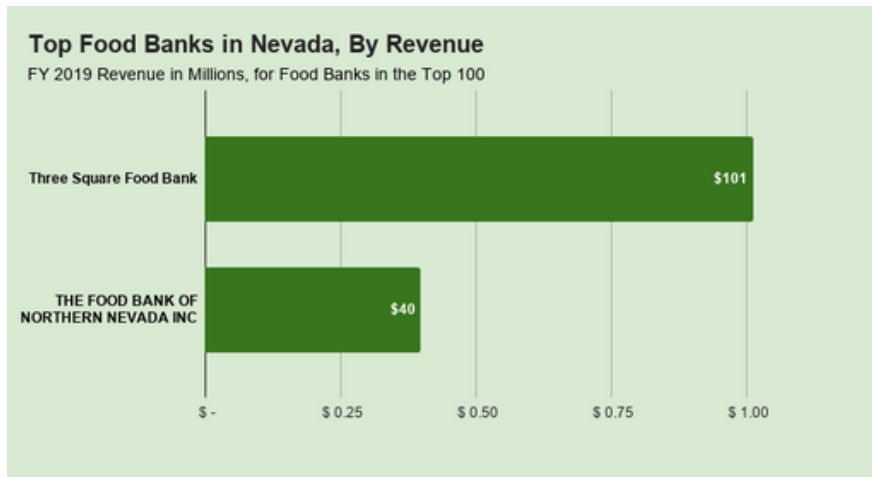
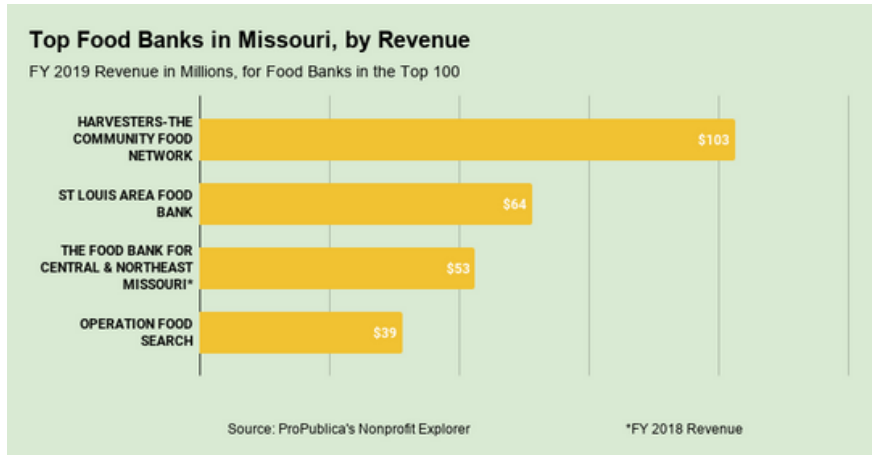
Listed Alphabetically





TOP FOOD BANKS BY STATE

Listed Alphabetically

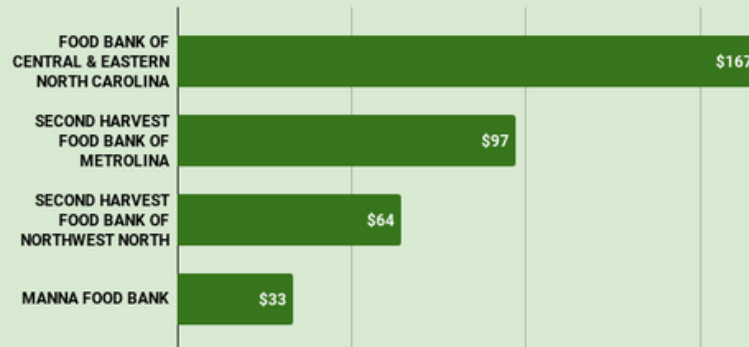


TOP FOOD BANKS BY STATE

Listed Alphabetically

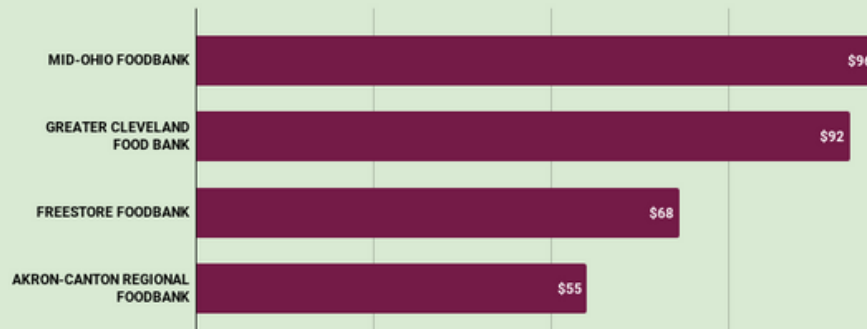
Top Food Banks in North Carolina, by Revenue

FY 2019 Revenue in Millions, for Food Banks in the Top 100



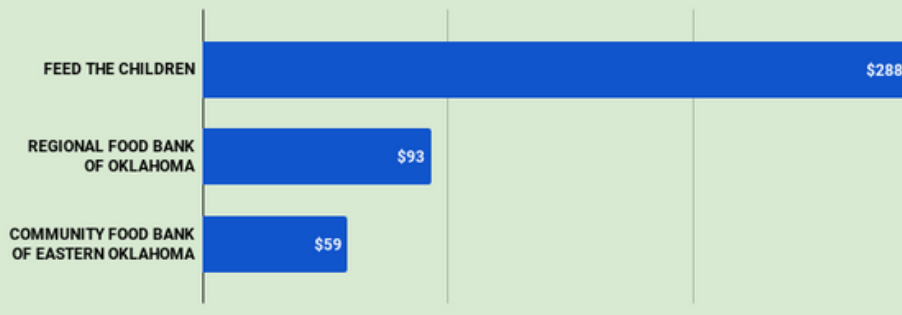
Top Food Banks in Ohio, by Revenue

FY 2019 Revenue in Millions, for Food Banks in the Top 100



Top Food Banks in Oklahoma, by Revenue

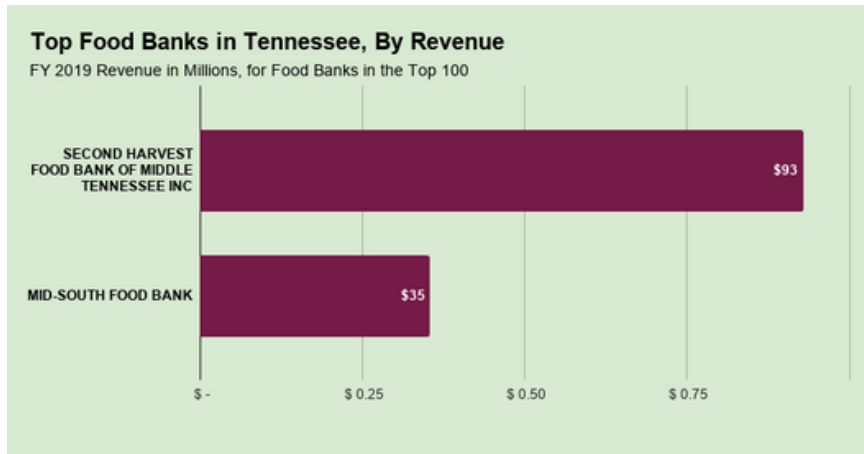
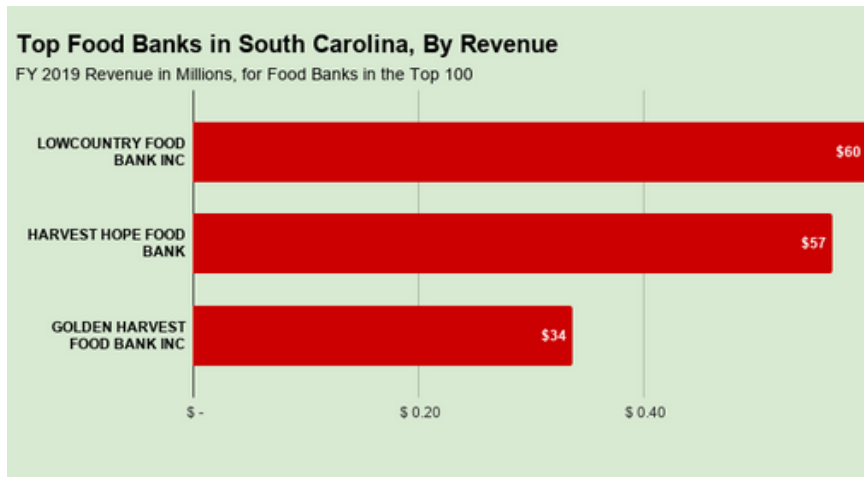
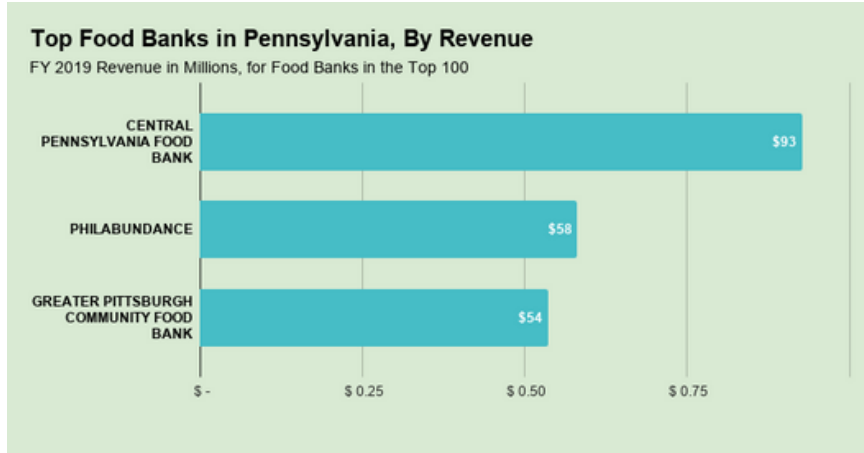
FY 2019 Revenue in Millions, for Food Banks in the Top 100





TOP FOOD BANKS BY STATE

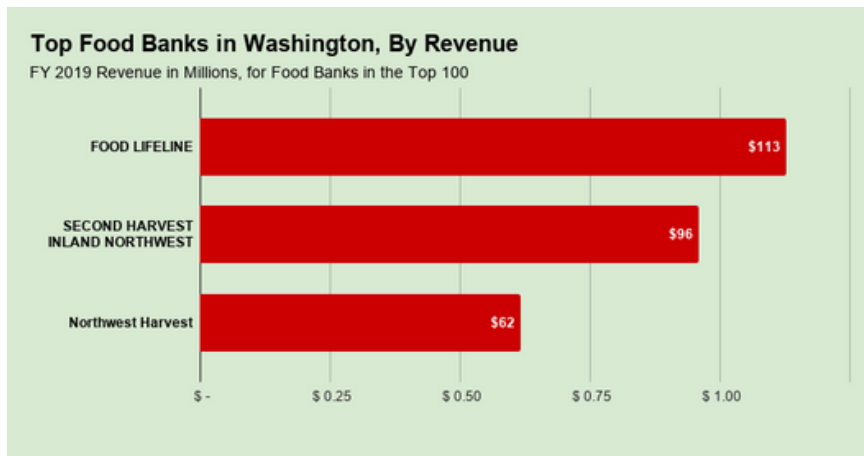
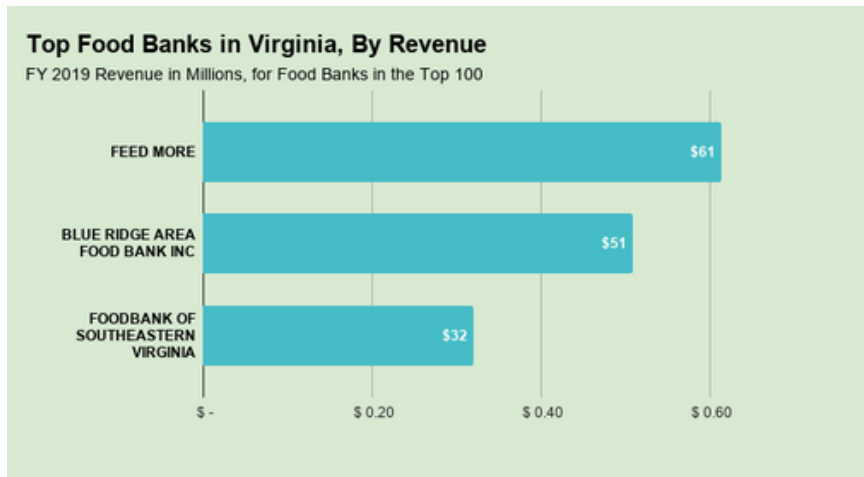
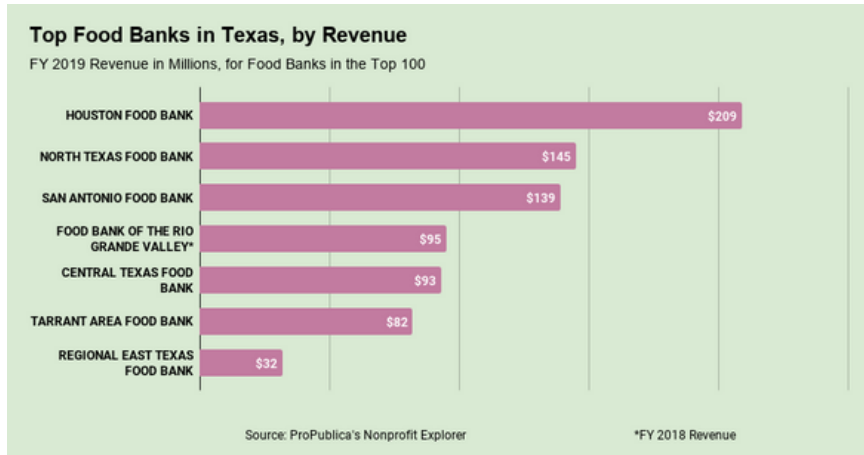
Listed Alphabetically





TOP FOOD BANKS BY STATE

Listed Alphabetically



TOP FOOD BANKS IN STATES WITH ONLY ONE FOOD BANK IN THE TOP 100

State	Food Bank	Revenue (in millions)
MN	SECOND HARVEST HEARTLAND	\$162
MA	THE GREATER BOSTON FOOD BANK	\$107
NJ	COMMUNITY FOOD BANK OF NEW JERSEY	\$107
IN	GLEANERS FOOD BANK OF INDIANA	\$87
UT	UTAH FOOD BANK	\$86
NH	NEW HAMPSHIRE FOOD BANK	\$83
OR	OREGON FOOD BANK	\$77
MD	MARYLAND FOOD BANK	\$73
DC	CAPITAL AREA FOOD BANK	\$73
LA	SECOND HARVEST FOOD BANK OF GREATER NEW ORLEANS AND ACADIANA	\$71
NM	ROADRUNNER FOOD BANK	\$71
ME	GOOD SHEPHERD FOOD BANK OF MAINE	\$58
WI	FEEDING AMERICA EASTERN WISCONSIN	\$52
CT	CONNECTICUT FOOD BANK	\$50
AR	ARKANSAS FOODBANK	\$45
ID	IDAHO FOODBANK WAREHOUSE	\$40
MS	MISSISSIPPI FOOD NETWORK	\$36
MT	BILLINGS FOOD BANK	\$35

Methodology, Notes & Acknowledgements

To discover food-bank revenue numbers, Food Bank News used a data-scraping technique to capture information from ProPublica's Nonprofit Explorer, a database of Form 990 tax returns from tax-exempt organizations.

In cases where Form 990 revenue information for fiscal year 2019 was not available through ProPublica, we sought out the most recent financial information from audited financial statements or annual reports on food bank websites. In cases where FY 2019 data was not available, use of FY 2018 data is indicated.

To ensure we had captured information from all the possible food banks within the top 100, we utilized Feeding America's list of member food banks and partner distribution organizations, as well as our own list of independent food banks.

It's worth noting that the Top 100 list leaves out more than two-thirds of the total number of food banks. There are

200 Feeding America food banks, as well as nearly 75 more that are affiliated with Feeding America as "partner distribution organizations." Roughly another 50 food banks operate independently, outside of the Feeding America association.

That total number of about 325 food banks does not include the many, mostly smaller local organizations that operate as food rescue organizations, capturing fresh food from farms, restaurants, stores and other outlets that would otherwise go to waste.

Food Bank News is greatly indebted to the efforts of many who made this directory possible. Feven Merid provided technological and organizational expertise in gathering, sorting and analyzing the data. Odeya Rosenband provided research assistance. Naoko Susan Ward and Rachel Oh performed data verification and created the charts populating this report. Kristine Roberson provided artistic direction and graphic design expertise.

